



EV65E

PERFORMANCE CHARACTERISTICS:

30Kw/ 40 Hp Maximum Power
28—30 Rpm Cutter Speed Rotation
16mm or 32mm Shred Width
640mm x 375 mm Cutting Chamber Opening
2000 Kg per hour*
3000 Kg per hour**
72 DbA @ 1 meter (no load)
Recommended In-feed: Bin Tipper or Conveyor Belt
Recommended Out-feed: Storage Bin or Conveyor Belt
Electronic Controls
Stationary Applications



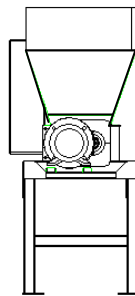
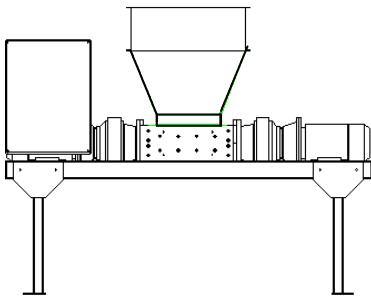
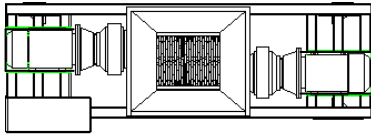
*General Waste Under Ideal Conditions

**Normal collection of Passenger Car and light to Medium Debeaded commercial tyres
Specifications are subject to change without notice. Contact your nearest distributor/ agent for up-to-date specifications prior to purchase.



EV65E

TECHNICAL SPECIFICATIONS:



PHYSICAL DIMENSIONS:

| | |
|---|--------------|
| Total Height: | 2100 mm |
| Total Length: | 2940 mm |
| Total Width: | 1000 mm |
| Ground Clearance (underneath shredder): | 810 mm |
| Ground to Hopper Entrance Lip Height: | 1700 mm |
| Hopper Opening: | 800x 700 mm |
| Shredder Chamber Opening: | 640 x 375 mm |

| | |
|---|-------------------------|
| SHREDDER NAME: | EV65E (Electric) |
| Number of Motors | 2 x 15Kw (40 HP) |
| Number of Gearboxes | 2 |
| Type of Gearboxes | Planetary Reduction |
| Cutter Width | 16mm or 32mm |
| No. of Hooks per cutter | 200mm |
| Cutter Diameter | 77mm AF |
| Hex Shaft Diameter | 640mm |
| Cutter Chamber Opening | 640mm x 375mm |
| Cutting Chamber Height | 250mm |
| Hopper Height | 1000mm |
| Stand Height | 930mm |
| Total Height | 2100mm |
| Floor Footprint Dimensions | 3000mm x 1000mm |
| Weight | 1500 Kg |
| Capacity/ Throughput Rate for Multi Waste | 2000 kg per hour* |
| Capacity/ Throughput Rate for Tyres | 3000 kg per hour** |

Throughput figures are greatly influenced by the method of in feed into the Shredder unit.

Variance in cutter widths also have an effect on volume throughput.

Evashred does not guarantee throughput rates at any given location.

*General Waste Under Ideal Conditions

**Normal collection of Passenger Car and light to Medium Debeaded commercial tyres